

Finance & Audit Committee

September 12, 2018



Safety Minute



Everything in its place keeps you safe



Item(s) for Consent

- a. Approval of August 22, 2018 Finance & Audit Meeting Report



Recommended Action (by acclamation)

Motion to approve



July 2018 Financial Report & Dashboard





Monthly Financial Report

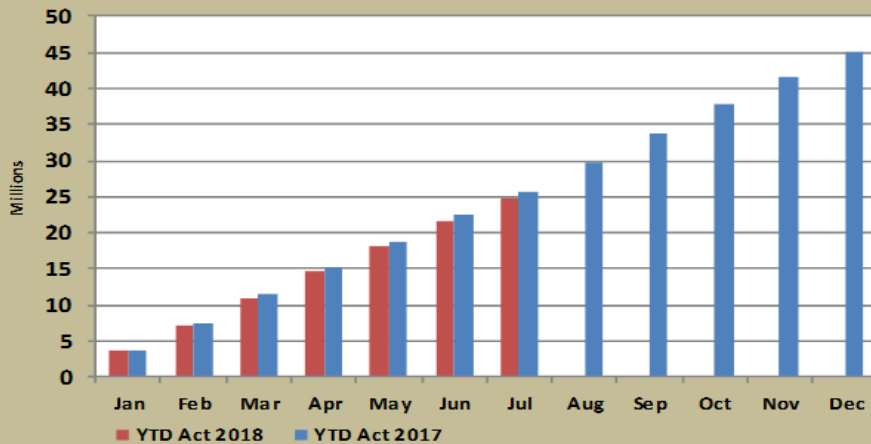
Finance & Audit Committee

September 12, 2018

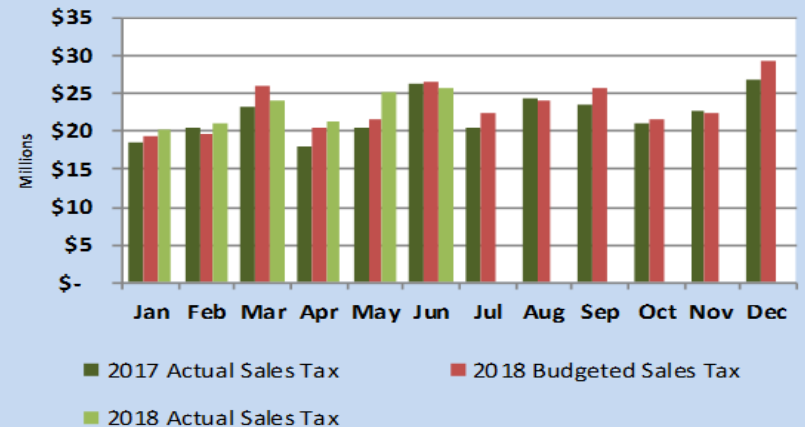
July 2018 Dashboard

Financial Metrics	July Actual	July Budget	Fav/ (Unfav)		%	YTD Actual	YTD Budget	Fav/ (Unfav)		%
Sales Tax (June '18 mm \$)	\$ 25.6	\$ 26.4	\$ (0.83)	●	-3.2%	\$ 137.3	\$ 133.3	\$ 4.02	●	3.0%
Fare Revenue (mm)	\$ 3.7	\$ 3.9	\$ (0.13)	●	-3.5%	\$ 29.7	\$ 27.5	\$ 2.23	●	8.1%
Operating Exp (mm)	\$ 23.0	\$ 23.1	\$ 0.12	●	0.5%	\$ 154.9	\$ 160.7	\$ 5.82	●	3.6%
Investment Per Rider (IPR)	\$ 5.91	\$ 5.13	\$ (0.78)	●	-15.2%	\$ 5.03	\$ 5.13	\$ 0.10	●	1.9%
IPR adj for fuel savings	\$ 5.74	\$ 5.13	\$ (0.61)	●	-11.9%	\$ 5.02	\$ 5.13	\$ 0.11	●	2.1%
UTA Diesel Price (\$/gal)	\$ 2.75	\$ 2.20	\$ (0.55)	●	-24.9%	\$ 2.36	\$ 2.20	\$ (0.16)	●	-7.4%
Operating Metrics	July Actual	Jul-17	F/ (UF)		%	YTD Actual	YTD 2017	F/ (UF)		%
Ridership (mm)	3.26	3.33	(0.1)	●	-2.2%	24.90	25.81	(0.9)	●	-3.5%
Alternative Fuels	\$/gal					YTD Actual				
CNG Price (Bus Diesel Equiv rti)	\$ 1.16	Revenue Development (m\$)				\$ 27.50				
Debt Service	July Actual	Jul-17	Var		%	YTD Actual	YTD 2017	Var		%
Debt Service (net mm)	\$ 9.90	\$ 8.09	\$ (1.81)		-22.4%	\$ 67.10	\$ 61.04	\$ (6.06)		-9.9%

UTA Ridership Trends

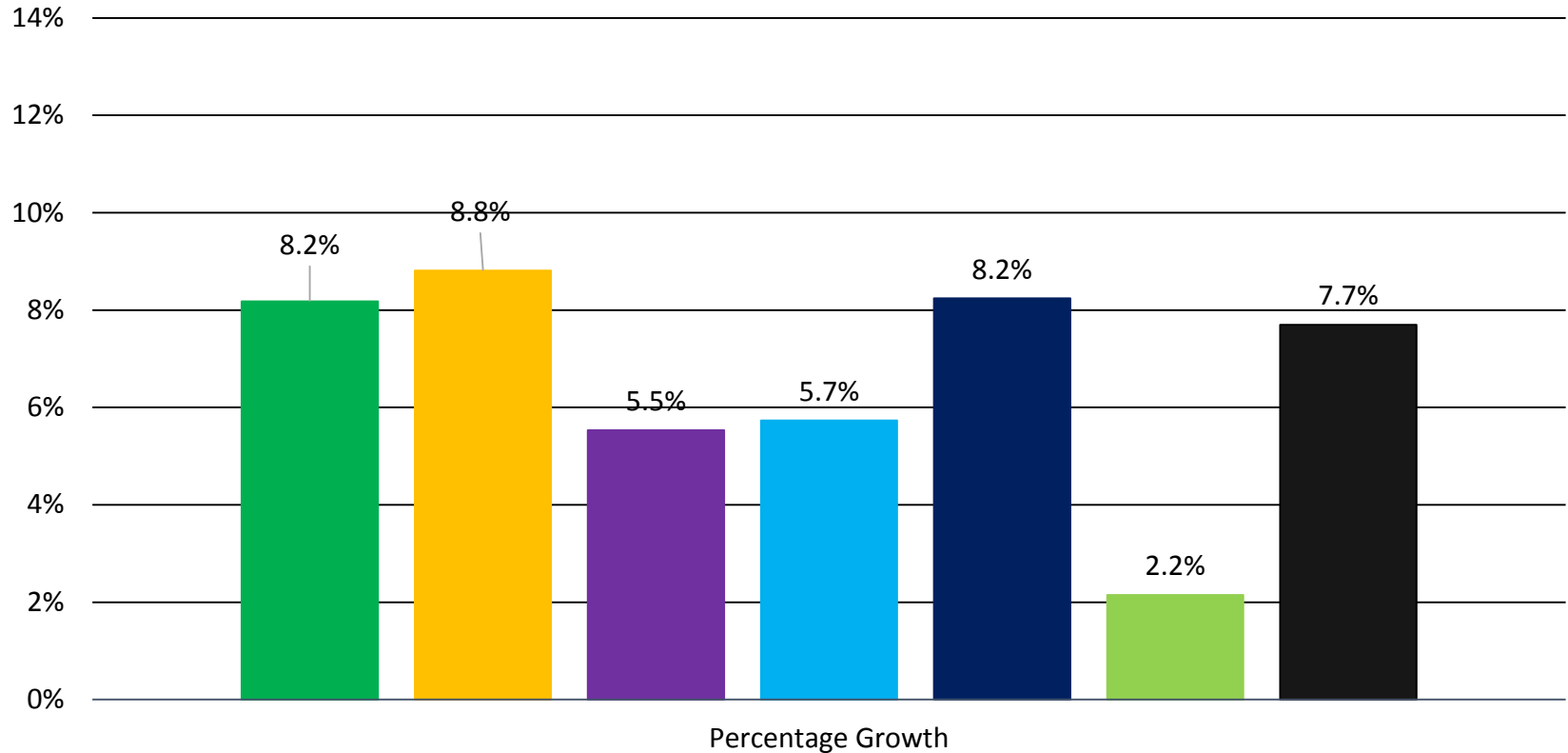


UTA Sales Tax Trends



Sales Tax Collections

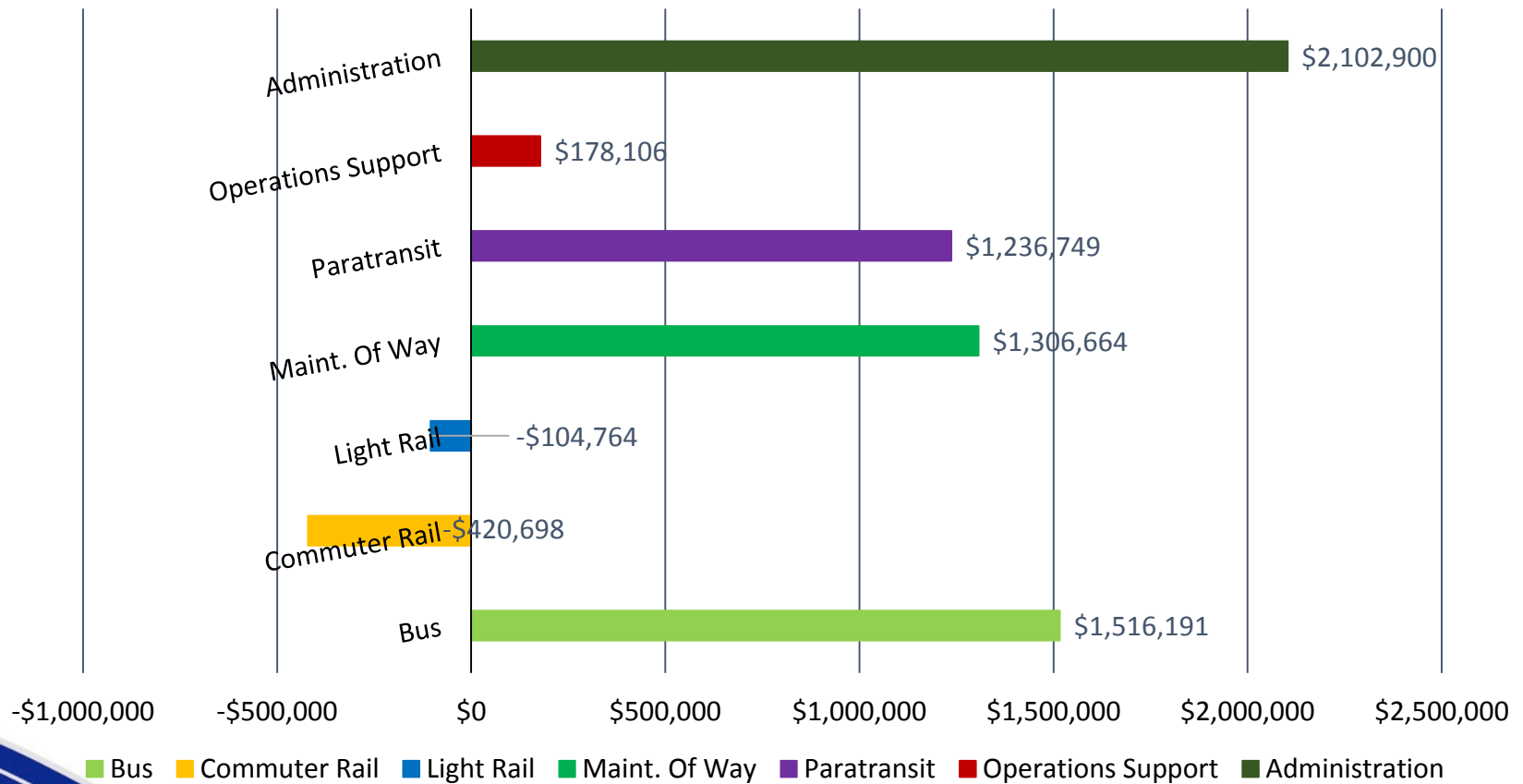
(2018 over 2017 for 12 months ended August 31)



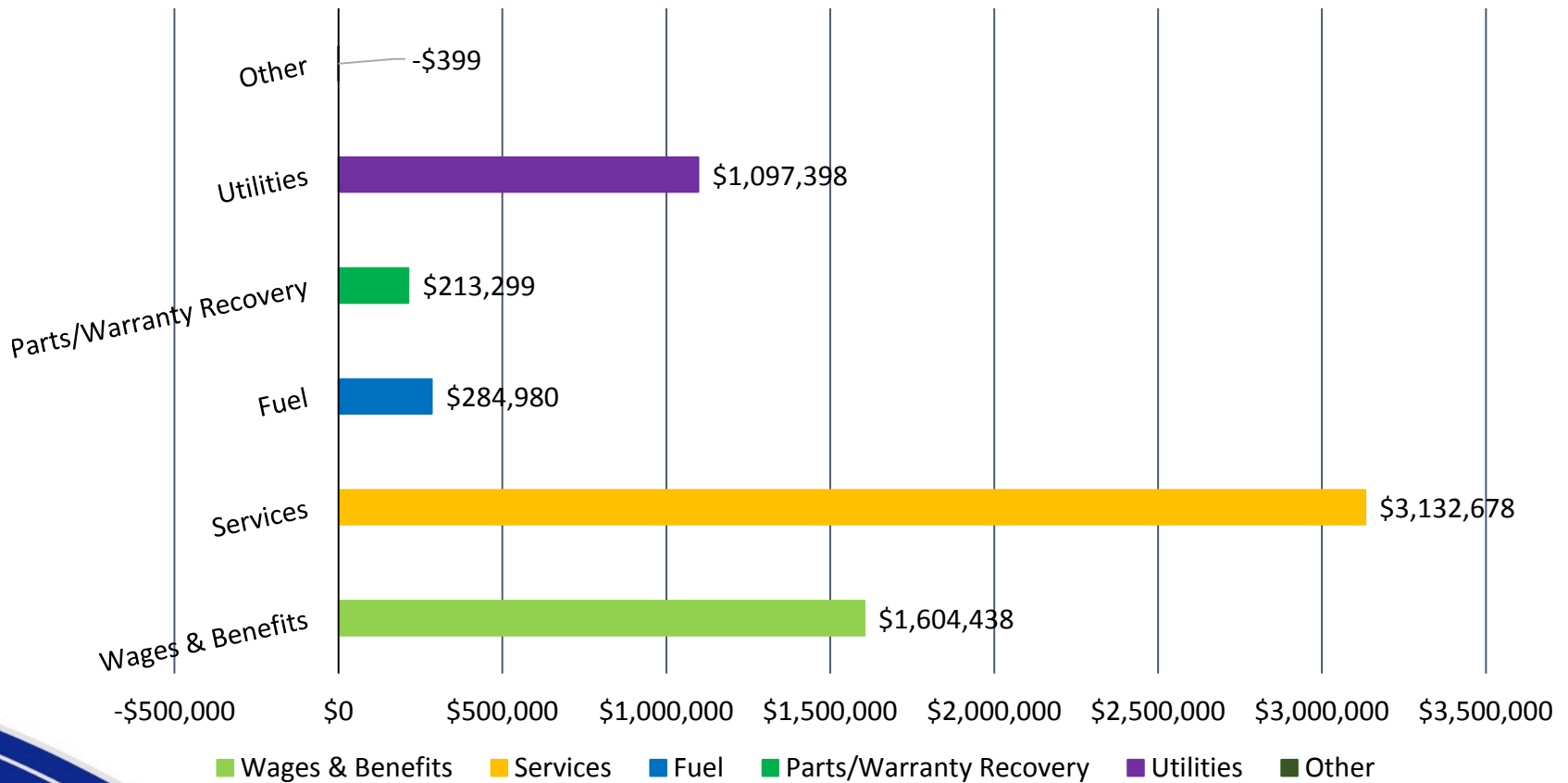
■ Salt Lake (61.5%) ■ Utah (16.2%) ■ Davis (11.5%) ■ Weber (9.2%) ■ Tooele (.9%) ■ Box Elder (.7%) ■ Overall

YTD 2018 Expense Thru July 31

Variance by Mode



YTD 2018 Expense Thru July 31 Variance by Type



Recommended Action (by roll call)

Motion to accept and forward to the board consent agenda



2018 Second Quarter Internal Audit Report





Internal Audit Quarterly Update

September 12, 2018

Riana de Villiers

2018 Internal Audit Plan - Progress

Audit/Preliminary Assessment	Executive	Timeline	Status
Payroll Preliminary Assessment	VP of Finance	Q1	In progress*
Grants Management Preliminary Assessment	VP of Operations, Capital & Assets	Q1	In progress*
Cash Office Preliminary Assessment	VP of Finance	Q2	In progress*
Operating and Ridership Audit	Chief Safety, Security & IT	Q2	Completed
Treasury Audit	VP of Finance	Q2	Completed
Accounts Payable Preliminary Assessment	VP of Finance	Q3	In progress*
Inventory Management Audit	VP of Finance	Q3	Fieldwork
National Transit Database Audit	VP of Finance	Q4	On schedule
Vanpool Audit	VP of Operations, Capital & Assets	Q4	On schedule

*Engagement is ready to proceed to audit phase

Audit Recommendations Compliance

Audit	Findings			Planned action date
	Total findings	Findings addressed	Findings in progress	
Business Continuity/Disaster Recovery	10	10	0	
Data Centers	5	4	1	Q4, 2018
Davis-Bacon	1	1	0	
Family Medical Leave Act	4	4	0	
Grants Management	6	6	0	
Information Technology General Controls	14	13	1	Q3, 2018
Procurement	19	18	1	Q3, 2018
Purchase Card Compliance	15	15	0	
Sales Tax Collections	1	1	0	
Transit Oriented Development	15	15	0	
Treasury	6	1	5	Q4, 2018
Operating and Ridership Reporting	8	2	6	Q4, 2018
Total	104	90	14	

Questions?

Recommended Action (by roll call)

Motion to accept the report



General Contracts & Change Orders



For Board Consent Approval



Sandy Civic Center Site Plan



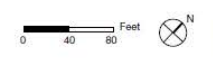
DEVELOPMENT DATA	
BUILDING HEIGHTS	COMMERCIAL/RETAIL
Building 1 - 2 Stories	Building 1 - 10,736 gsf
Building 2 - 5 Stories	Building 2 - 4,400 gsf
Building 3 - 6 Stories	TOTAL - 15,135 GSF
Building 4 - 4 Stories	BUILDING GSF
Building 5 - 4 Stories	Building 1 - 18,510 gsf (comm, retail incl)
RESIDENTIAL	Comm./Retail - 10,736 sf
Building 2 - Units 76	Fitness - 2,500 sf
Building 3 - Units 100	Clubroom - 4,946 sf
Building 4 - Units 64	Building 2 - 99,750 gsf (comm. & parking incl)
Building 5 - Units 64	Commercial - 4,400 sf
TOTAL - 304 UNITS	Parking - 13,840 sf
UNIT BREAKDOWN	Building 3 - 116,029 gsf (podium parking incl)
Studios (450-550 sf) = 57 Units	Parking - 20,000 sf
1x1 (650-900 sf) = 110 Units	Building 4 - 66,432 gsf
2x2 (950-1,100 sf) = 103 Units	Building 5 - 66,508 gsf
3x2 (1,100-1,300 sf) = 34 Units	TOTAL - 367,229 GSF
TOTAL - 304 UNITS	PARKING PROVIDED
	Structured
	Upper Level - 240 Stalls (UTA)
	Lower Level - 240 Stalls (Residents)
	Podium
	Building 2 - 30 Stalls
	Building 3 - 55 Stalls
	On-Street/Surface - 77 Stalls
	TOTAL - 642 Stalls

IBI
 BALT LAKE CITY
 10 Exchange Place
 Salt Lake City, UT 84111 USA
 www.ibigroup.com
 Tel: 801 532 4033
 Fax: 801 532 4031

HAMILTON PARTNERS
 Salt Lake City
 220 Main St, Suite #1700
 Salt Lake City, UT 84101
 Tel: 801 746 2080

UTA
 UTAH TRANSIT AUTHORITY

East Village Phase II Master Plan
 October 4, 2017



PROJECT NUMBER

Disbursement: Excavation for Sandy Civic Center Parking Structure (Hamilton Partners)

- Description and Purpose:
 - Payment to subcontractor for excavation of parking structure construction site
- Total Disbursement Value:
 - \$272,000



Recommended Action (by roll call)

Motion to approve and forward to the board consent agenda



For Board Review & Resolution



Sandy Civic Center Site Plan



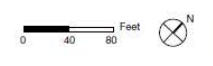
DEVELOPMENT DATA	
BUILDING HEIGHTS	COMMERCIAL/RETAIL
Building 1 - 2 Stories	Building 1 - 10,736 gsf
Building 2 - 5 Stories	Building 2 - 4,400 gsf
Building 3 - 6 Stories	TOTAL - 15,135 GSF
Building 4 - 4 Stories	BUILDING GSF
Building 5 - 4 Stories	Building 1 - 18,510 gsf (comm, retail incl)
RESIDENTIAL	Comm./Retail - 10,736 sf
Building 2 - Units 76	Fitness - 2,500 sf
Building 3 - Units 100	Clubroom - 4,945 sf
Building 4 - Units 64	Building 2 - 99,750 gsf (comm. & parking incl)
Building 5 - Units 64	Commercial - 4,400 sf
TOTAL - 304 UNITS	Parking - 13,840 sf
UNIT BREAKDOWN	Building 3 - 116,029 gsf (podium parking incl)
Studios (450-550 sf) = 57 Units	Parking - 20,000 sf
1x1 (650-900 sf) = 110 Units	Building 4 - 66,432 gsf
2x2 (950-1,100 sf) = 103 Units	Building 5 - 66,508 gsf
3x2 (1,100-1,300 sf) = 34 Units	TOTAL - 367,229 GSF
TOTAL - 304 UNITS	PARKING PROVIDED
	Structured
	Upper Level - 240 Stalls (UTA)
	Lower Level - 240 Stalls (Residents)
	Podium
	Building 2 - 30 Stalls
	Building 3 - 55 Stalls
	On-Street/Surface - 77 Stalls
	TOTAL - 642 Stalls

IBI
 BALT LAKE CITY
 10 Exchange Place
 Salt Lake City, UT 84111 USA
 www.ibigroup.com
 Tel: 801 532 4033
 Fax: 801 532 4031

HAMILTON PARTNERS
 Salt Lake City
 220 Main St., Suite #1700
 Salt Lake City, UT 84101
 Tel: 801 746 2088

UTA
 UTAH TRANSIT AUTHORITY

East Village Phase II Master Plan
 October 4, 2017



PROJECT 11022

Contract: Sandy Civic Center Parking Structure (Wadsworth Brothers)

- Description and Purpose:
 - Shared parking structure for park-and-ride and transit-oriented development at the Sandy Civic Center
- Total Contract Value:
 - \$5,914,889



Recommended Action (by roll call)

Motion to forward to the board agenda for review and resolution



Other Business

2019 Budget Work Session: September 19th, 10:00 a.m.-2:00 p.m.

Next Committee Meeting: September 27th, 12:00-1:00 p.m.



Adjourn

